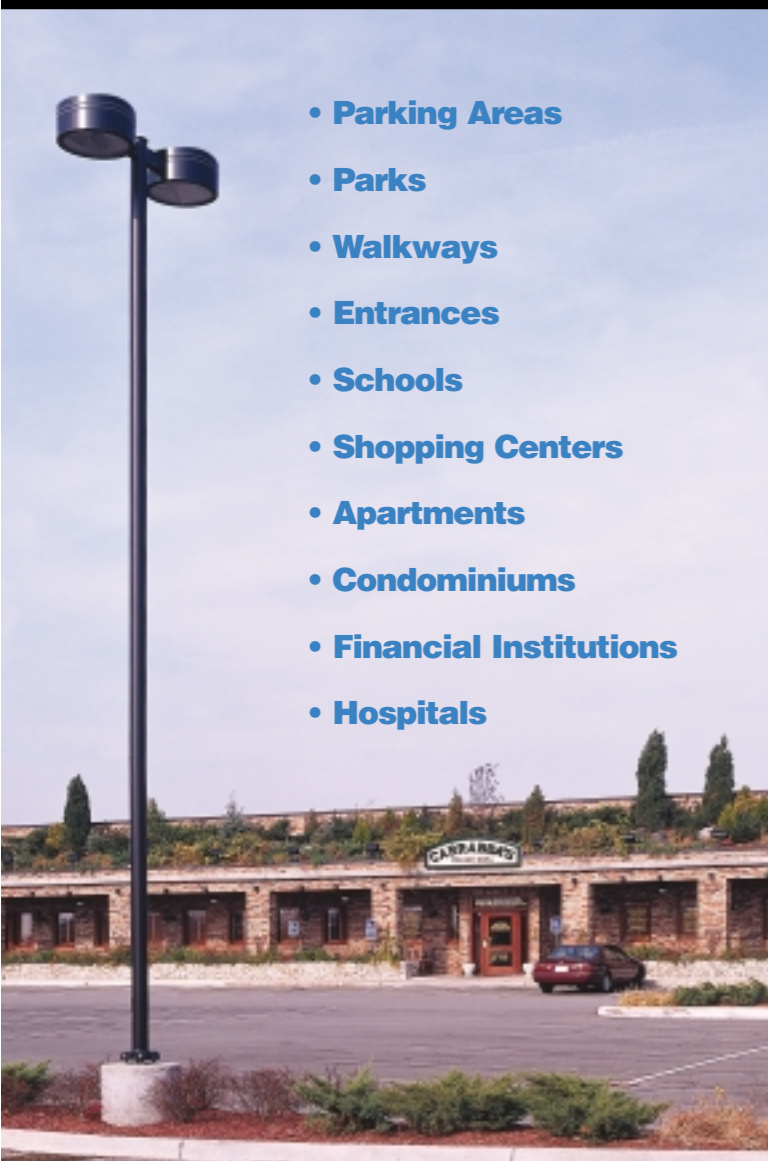


Designed for **Flexibility**

- Three Luminaire Sizes
- 100 to 1,000 Watts
- High-Performance Optics
- Variety of Lamp Options
- Choice of Mounting Options
- Ten Color Selections

Applications

- **Parking Areas**
- **Parks**
- **Walkways**
- **Entrances**
- **Schools**
- **Shopping Centers**
- **Apartments**
- **Condominiums**
- **Financial Institutions**
- **Hospitals**



Other High-Performance Area Lighting Luminaires



Medallion

The Medallion Series offers a die-cast, architectural style to visually enhance any site. Medallion is available with horizontal and vertical lamp reflectors with a convex or flat lens.

Alaire

The Alaire Series represents the latest evolution in vertical lamp area lighting luminaires. The segmented optical assemblies in combination with a convex or flat lens permits a limitless range of site lighting opportunities.



SPAULDING
LIGHTING



Lighting, Inc.

1736 Dreman Avenue • Cincinnati, OH 45223
513/541-3486 • fax 513/541-1454 www.spauldinglighting.com

All published data subject to change without notice.

Dallas & Washington



Area Lighting Luminaires

SPAULDING
LIGHTING

Now There Are **Three Sizes** Available

Spaulding Lighting has broadened the Dallas and Washington area lighting products to include three different luminaire sizes for each series. This family approach allows the same series to be used throughout an installation for uniformity and balance, as each luminaire size provides the correct proportional relationship for various mounting heights. Both the Washington and Dallas Series feature Spaulding's next generation of horizontal lamp Type II and Type III reflectors for superior lighting performance.

New High-Performance Optical Designs Meet IESNA Full Cutoff

The Washington and Dallas feature reflector designs with computer state-of-the-art technology and precise attention to detail ensuring maximum performance. The unique facet configuration of the horizontal lamp Type II and Type III reflector and vertical lamp Type V square reflector provides footcandle and uniformity levels usually associated with segmented reflectors. Spaulding Lighting's multi-faceted reflectors challenge the performance of other segmented or multi-faceted reflector luminaires in the industry.



Type II / TYPE III reflector
features 490 facets



Type VS reflector
features 1,350 facets
(Washington Series Only)

Dallas

Luminaire



The Dallas series is a specification cylinder luminaire utilizing horizontal lamp design for cutoff lighting applications. The housing is constructed of spun aluminum and features a decorative embossed band which can be visually enhanced with a color vinyl trim stripe. Dallas is available in three luminaire sizes and four reflector selections providing Type II, III, IV or V square light patterns.

Horizontal Lamp Models

- DLI – 100w - 175w (small)
- DLII – 200w - 400w (medium)
- DLIII – 1000w (large)

Specifications

Construction

Spun aluminum cylindrical housing with embossed decorative band. Fully gasketed, hinged cast-aluminum door with clear, flat tempered glass lens.

Reflectors

- II - Narrow asymmetric
- III - Asymmetric
- IV - Forward throw
- VS- Symmetric square

Mounting

- Arm Mount
- Wall Bracket
- Spider Mount

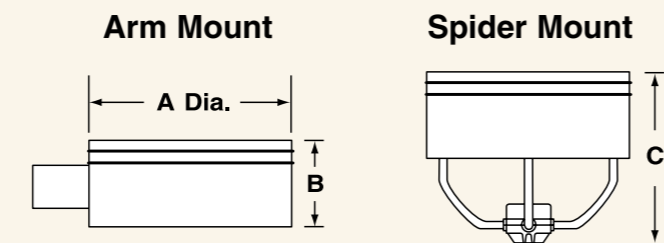
Colors

TGIC thermoset polyester powder paint finish with choice of six standard, and four premium standard colors.

Listing

UL and CUL listed for wet locations.

Dimensions



	A	B	C	EPA	Wt./lbs.
DLI	18"	8.5"	20.5"	.9	38
DLII	22.5"	9.5"	22.75"	1.2	58
DLIII	26"	10.75"	23"	1.5	81

Washington

Luminaire



The Washington is a specification-grade round dome-top design which is available in horizontal and vertical lamp orientations. Washington provides an IESNA Full Cutoff lighting classification. The spun aluminum housing features an aesthetic narrow decorative reveal which can be visually enhanced with a color vinyl trim stripe. The three luminaire sizes offer a variety of reflector choices with wattage-specific selections.

Horizontal Lamp Models

- WNI – 100w - 175w (small)
- WNII – 150w - 400w (medium)
- WNIII – 1000w (large)

Vertical Lamp Models*

- WNI-VL – 100w - 175w (small)
- WNII-VL – 150w - 200w (medium)
- WNIII-VL – 250w - 400w Metal Halide (large)

* Type IV and VS reflectors only.

Specifications

Construction

Spun aluminum round, dome-top housing with narrow, decorative reveal. Fully gasketed, hinged cast-aluminum door with clear, flat tempered glass lens.

Reflector

- II - Narrow asymmetric
- III - Asymmetric
- IV - Forward throw
- VS- Symmetric square

Colors

TGIC thermoset polyester powder paint finish with choice of six standard, and four premium standard colors.

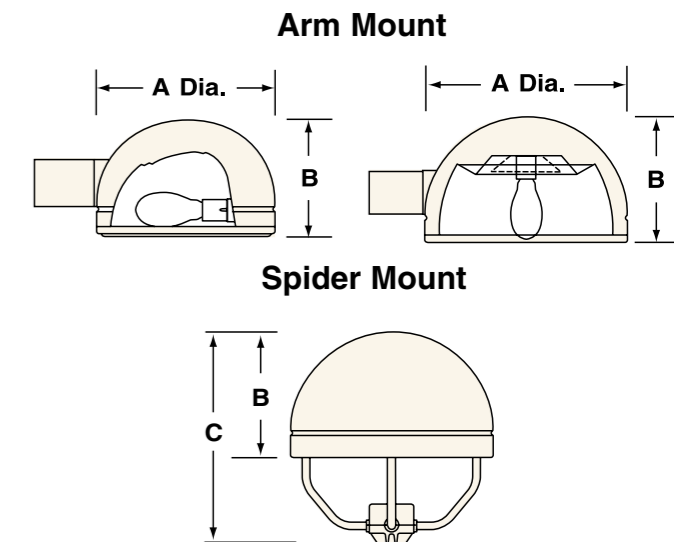
Mounting

- Arm Mount
- Wall Bracket
- Spider Mount

Listing

UL and CSA listed for wet locations.

Dimensions



	A	B	C	EPA	Wt./lbs.
WNI	18"	11.5"	23.5"	1.0	40
WNII	22.5"	14"	27.25"	1.3	60
WNIII	26"	17.5"	29.75"	1.8	83