

RAVEN LARGE RCL SERIES

Cat. #		Approvals
Job	Type	

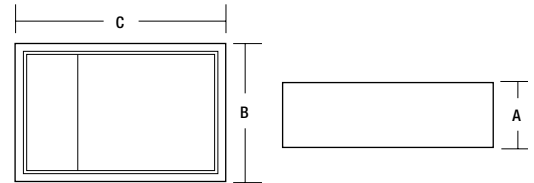
**SPAULDING
LIGHTING**

APPLICATIONS

- Provides a superior lighting solution for a wide array of area/site lighting applications

FEATURES

- Lightweight, rugged, one-piece formed and welded aluminum for smooth construction and weatherproofing. Pre-drilled for mounting. Decorative embossed band and reveal colors available
- Extruded aluminum frame with rigid corner bracing and die-cast zinc latches for tool-free entry. Quality silicone gasketing seals out insects, dirt and moisture. Decorative silk screening conceals electrical compartment. Flat tempered and impact-resistant glass provide sharp full cutoff
- Hydroformed and performance series reflectors available. IES type II, III, IV, and V distributions. All distributions are field rotatable
- Extruded arms along with multiple adapters provide mounting flexibility
- Mogul porcelain socket, pulse rated, with spring-loaded, nickel-plated center contact and reinforced lamp grip screw shell
- CWA type, HPF Ballast, starting rated at -20°F (-40°F for HPS)
- Durable Lektrocote® TGIC thermoset polyester powder coat paint finish assures long life and maintenance-free service



	A	B	C	EPA	Weight
RCL	10.5"	22.25"	30"	2.6 ft. ²	70 lbs
	262 mm	556 mm	750 mm	0.2 m ²	31.7 kg

NOTE: EPA and weight values do not include mounting arm.
Four inch arm adds 0.2 ft² EPA. Ten inch arm adds 0.4 ft² EPA.

LISTINGS/CERTIFICATIONS

- Listed to UL1598 for use in wet locations
- IDA fixture seal of approval



ORDERING INFORMATION

ORDERING EXAMPLE: RCL-A4-P1K-H3P-F-Q-DB-L

SERIES	SOURCE/WATTAGE	LAMP ORIENT./DISTR.	LENS	COLOR	OPTIONS
RCL Raven Large (400-1000w)	METAL HALIDE H1K 1000w (BT-56) SUPER METAL HALIDE MS1K 1000w (BT-56) PULSE START METAL HALIDE P40 400w (BT-37) P75 750w (BT-37) P1K 1000w (BT-37) HIGH PRESSURE SODIUM S40 400w (ED-18) S60 ³ 600w (T-14) S75 ³ 750w (BT-37) S1K 1000w (E-25)	H2P Horiz. II - Performance series (segmented) H3P Horiz. III - Performance series (segmented) H4 Horiz. IV (multi-piece) H4P Horiz. IV - Performance series (multi-piece) H5⁴ Horiz. V - (hydroformed) H5P Horiz. V - (square) segmented	F Flat	DB Dark Bronze BL Black WH White GR Gray PS Platinum Silver RD Red (premium color) FG Forest Green (premium color) CC Custom Color (consult factory)	W(X) Wiring prep (replace X with voltage: 1-120, 2-208, 3-240, 4-277, 5-480, 6-347) RPA2 Round pole adapter (2 3/4-3 1/8") RPA3 Round pole adapter (3 1/4-3 3/4") RPA4 Round pole adapter (37/8-41/2") RPA5 Round pole adapter (5") RPA6 Round pole adapter (6") F(X) Fusing (replace X with voltage: 1-120, 2-208, 3-240, 4-277, 5-480, 6-347) P(X) ⁶ Photobutton (replace X with voltage: 1-120, 2-208, 3-240, 4-277, 5-480, 6-347) PR(X) Photo cell receptacle (replace X with voltage: 1-120, 2-208, 3-240, 4-277, 5-480, 6-347) QZ Quartz RS with lamp HS⁴ Internal house-side shield VG Polycarbonate vandal guard R(XX) Reveal (EB option must be chosen also); Replace XX with color EB Embossed band L Lamp
MOUNT			VOLTAGE		
A4 Arm mount (includes 4" rigid arm) A10² Arm mount (includes 10" rigid arm) WB⁵ Wall bracket (arm not required nor included) WBA4 Wall bracket with 4" rigid arm WBA10 Wall bracket with 10" rigid arm 0 No arm or wall bracket (only order without arm or wall bracket when they are ordered as an accessory)			Q¹ Quad-Tap® 120/208/240/277V 5 480V T¹ Tri-Tap® 120/277/347V E 50Hz 220/240V (400W PSMH & HPS only) V¹ Five-Tap 120/208/240/277/480V 0 No Ballast		

1 Factory wired for highest voltage unless specified
2 Required for 90° configurations
3 Must specify Q, 5, or T voltage; Available voltage tap on ballast may vary from catalog; Must specify wiring prep within options
4 750w max
5 FDMLH direct mount hardware kit required
6 400w max; Not available in 480V

ORDERING INFORMATION

ACCESSORIES - RCL

(Must be ordered separately. For field installation.)

Catalog Number	Description
RCL-HS-23P	Internal Lamp Shielding (RCL - H2P & H3P distributions)
RCL-HS-4	Internal Lamp Shielding (RCL - H4 distribution)
RCL-HS-4P	Internal Lamp Shielding (RCL - H4P distributions)
RCL-PVG	1/8" Polycarbonate Vandal Guard suspended 3" below door frame

PHOTOCONTROL EQUIPMENT

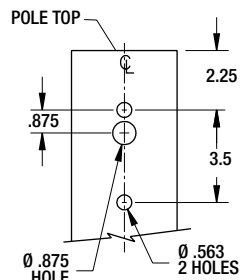
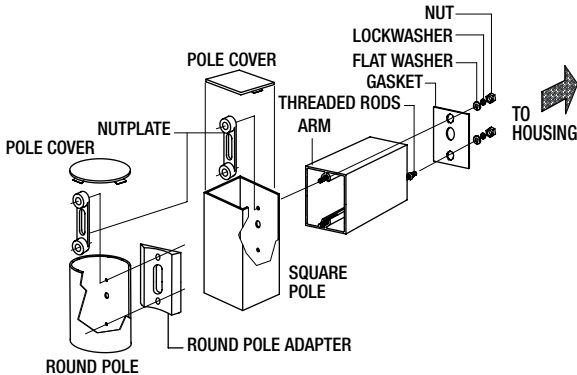
Catalog Number	Description
PTL-1	Photocontrol - Twist-Lock® Cell (120V)
PTL-8	Photocontrol - Twist-Lock® Cell (120-277V)
PTL-5	Photocontrol - Twist-Lock® Cell (480V)
PTL-6	Photocontrol - Twist-Lock® Cell (347V)
PSC	Shorting Cap - Twist-Lock®

SPECIFICATIONS

HOUSING Die formed rectilinear housing to have continuous corner welds creating a seamless one-piece enclosure. Housing material to be heavy gauge low copper aluminum alloy. Door assembly to recess completely within luminaire housing creating evenly spaced reveal and floating door appearance. Housing to provide positive seal with door assembly gasket.

DOOR/LENS Extruded aluminum doorframe to have 45° miter cut corners with internal corner key brackets for rigid support. Finish to be anodized with natural aluminum color. Tool-free entry design provided from corrosion resistant, spring loaded die cast zinc thumb latches (one per corner). Door assembly to hinge forward (toward pole) and backwards (away from pole) and must remain captive to the luminaire housing when only two latches are released. Complete removal of door is achievable without tools. Extruded silicone gasket profile to positively seal tempered glass lens to doorframe and doorframe to luminaire housing ensuring a contaminant free environment. Tempered flat glass lens to include internal coating of temperature resistant black silk-screening to hide electrical compartment.

MOUNT The luminaire housing shall attach to all mounting hardware via two 1/2" diameter bolts/rods. Mounting options to include rigid arm assemblies, knuckled arm assemblies for flat surfaces, knuckled arm assemblies for 2 3/8" OD tenon, wall bracket



Due to our continued efforts to improve our products, product specifications are subject to change without notice.

ADDITIONAL ACCESSORIES

Catalog #	Description
F-RPA2-XX^{1,2}	Round Pole Adapter (2 3/4 - 3 1/8")
F-RPA3-XX^{1,2}	Round Pole Adapter (3 1/4 - 3 3/4")
F-RPA4-XX^{1,2}	Round Pole Adapter (3 7/8 - 4 1/2")
F-RPA5-XX^{1,2}	Round Pole Adapter (5")
F-RPA6-XX^{1,2}	Round Pole Adapter (6")
WB-CR-XX¹	Wall Bracket
ARM-F-K-TA-XX¹	Tenon Arm (single) adjustable (2 3/8" O.D. tenon)
ARM-F-TK-TA-XX¹	Tenon Arm (double 180°) adjustable (2 3/8" O.D. tenon)
ARM-F-K-S-XX^{1,2}	Adjustable Arm
ARM-F-4-S-XX^{1,2}	4" Rigid Straight Arm
ARM-F-10-S-XX^{1,2}	10" Rigid Straight Arm
F-DMLH	Direct mount hardware kit
TPLB-XX	Twin parallel luminaire bracket.

¹ Replace **XX** with color choice, eg.: **DB** for Dark Bronze.

² When ordering poles, specify Pole Drill Pattern #2.

TENON TOP POLE BRACKET ACCESSORIES (2 3/8" OD tenon)

(RSS version requires 4" round pole adapter)

Catalog #	Description
SETA-XX^{1,2}	Square Pole Tenon Adapter (4 at 90 degrees)
RETA-XX^{1,2}	Round Pole Tenon Adapter - 4" (4 at 90 degrees)
TETA-XX^{1,2,3}	Hexagonal Pole Tenon Adapter - 4" (3 at 120 degrees)

¹ Replace **XX** with color choice, eg.: **DB** for Dark Bronze.

² Accommodates #2 drill pattern.

³ Must use 10" arm on fixture for 120° mounting.

adapter, and round pole adapters ensuring maximum luminaire versatility. All mounting accessories should include gasket between the housing and accessory.

OPTICS Multiple levels of photometric performance to be achieved via tiered optic offering ranging from fully segmented to hydroformed reflectors. All optical assemblies to field rotate in 90° increments. All distributions to be IES - Full Cutoff classified. Internal house side shielding to be available on Type II, III, and IV distributions and should be factory or field installable.

ELECTRICAL Available HID wattage range of 400 to 1000 watts from Pulse Start Metal Halide, High Output Super Metal Halide, and High Pressure Sodium sources. Additional options include fusing, photocell cell control, and quartz restrike lamp.

FINISH TGIC thermoset polyester powder paint finish applied at nominal 2.5 mil thickness. Prior to painting all luminaires and mounting accessories should be thoroughly cleaned with acid and alkaline cleaners followed by the application of a chromate conversion coating.

LISTINGS/CERTIFICATION UL1598 listed and CSA certified for outdoor use in wet locations

SPAULDING
LIGHTING

Spaulding Lighting • 701 Millennium Drive • Greenville, SC 29607 • PHONE: 864-678-1000

For more information visit our web site: www.spauldinglighting.com